



**Carbon steel full point 60°**

Model No.	Morse taper	A mm	B mm	Packaging style	Weight g
CFN1	1	12.2	80	Individual box	60
CFN2	2	18	100		150
CFN3	3	24.1	125		340
CFN4	4	31.6	160		790
CFN5	5	44.7	200		1920
CFN6	6	63.8	270		5200



**Carbon steel half point 60°**

Model No.	Morse taper	A mm	B mm	E mm	F mm	Packaging style	Weight g
CFR1	1	12.2	80	7.6	22	Individual box	55
CFR2	2	18	100	11	30		145
CFR3	3	24.1	125	15	38		310
CFR4	4	31.6	160	21	50		740
CFR5	5	44.7	200	29.4	63		1800
CFR6	6	63.8	270	42	79		4800



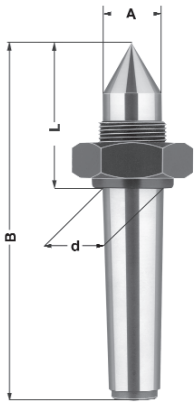
**Carbide tipped full point 60°**

Model No.	Morse taper	A mm	B mm	D mm	Packaging style	Weight g
CFW1	1	12.2	80	7	Individual box	60
CFW2	2	18	100	7		150
CFW3	3	24.1	125	11		340
CFW4	4	31.6	160	14		790
CFW5	5	44.7	200	18		1920
CFW6	6	63.8	270	18		5200



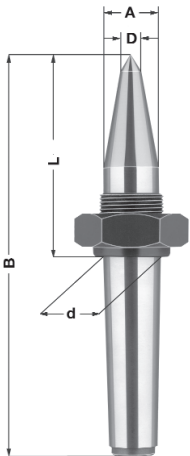
**Carbide tipped half point 60°**

Model No.	Morse taper	A mm	B mm	D mm	E mm	F mm	Packaging style	Weight g
CFWR1	1	12.2	80	7	7.6	22	Individual box	55
CFWR2	2	18	100	7	11	30		145
CFWR3	3	24.1	125	11	15	38		310
CFWR4	4	31.6	160	14	21	50		740
CFWR5	5	44.7	200	18	29.4	63		1800
CFWR6	6	63.8	270	18	42	79		4800



**Standard point completely hardened and ground**

Model No.	Morse taper	A thread	B mm	d mm	L mm	Packaging style	Weight g
CDN1	1	M16x1.5	90	12.065	36.5	Individual box	140
CDN2	2	M22x1.5	112	17.780	48		300
CDN3	3	M27x1.5	138	23.825	57		580
CDN4	4	M36x1.5	175	31.267	72.5		800
CDN5	5	M48x1.5	217	44.399	87.5		2900
CDN6	6	M68x1.5	290	63.348	108		7200



**Extended point completely hardened and ground**

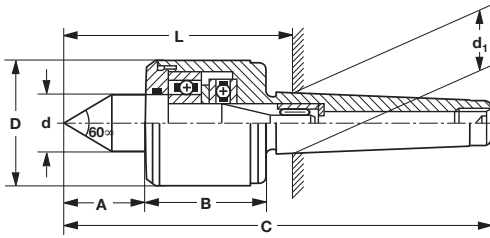
Model No.	Morse taper	A thread	B mm	D mm	d mm	L mm	Packaging style	Weight g
CCDN1	1	M16x1.5	93	5	12.065	36.5	Individual box	170
CCDN2	2	M22x1.5	118	10	17.780	54		300
CCDN3	3	M27x1.5	148	10	23.825	67		600
CCDN4	4	M36x1.5	186.5	14	31.267	84		1285
CCDN5	5	M48x1.5	242	16	44.399	112		3000
CCDN6	6	M68x1.5	330	20	63.348	148		7900

**Spare draw off nuts**

Model No.	Morse taper	Thread
DNM16	1	M16x1.5
DNM22	2	M22x1.5
DNM27	3	M27x1.5
DNM36	4	M36x1.5
DNM48	5	M48x1.5
DNM68	6	M68x1.5

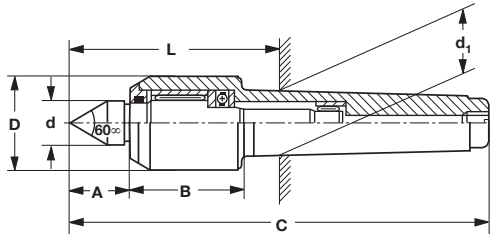
### General purpose

Model No.	Morse taper	D mm	d mm	d <sub>1</sub> mm	L mm	A mm	B mm	C mm	Max workpiece weight kg	Max speed r.p.m.	Max runout mm	Packaging style	Weight g
M1	1	28	10	12.06	51	16	30	105	80	3800	0.008	Individual box	200
M2	2	41	18	17.78	75	25	40	139	180	3800			550
M3	3	50	23	23.82	90	34	48	172	270	3500			970
M4	4	60	25	31.26	99	35	52	202	550	3500			1550
M5	5	75	38	44.39	130	52	65	259	1000	3000	0.012		3200
M6	6	96	50	63.34	156	65	82	338	1500	2600	0.015		7500



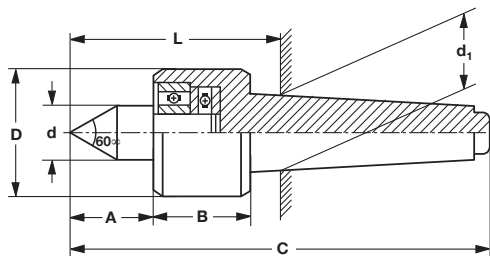
### Reduced body diameter

Model No.	Morse taper	D mm	d mm	d <sub>1</sub> mm	L mm	A mm	B mm	C mm	Max workpiece weight kg	Max speed r.p.m.	Max runout mm	Packaging style	Weight g
MR2	2	32	15	17.78	62	20	37	128	200	6000	0.005	Individual box	300
MR3	3	34	15	23.82	63	20	38	141	400	6000	0.005		500
MR4	4	42	20	31.26	76	26	42	180	800	6000	0.005		1000
MR5	5	58	30	44.39	105	35	62	238	1200	4000	0.008		2500




### Woodworking

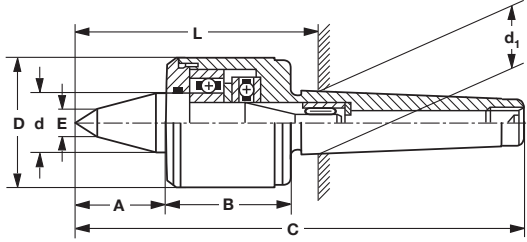
Model No.	Morse taper	D mm	d mm	d <sub>1</sub> mm	L mm	A mm	B mm	C mm	Max workpiece weight kg	Max speed r.p.m.	Max runout mm	Packaging style	Weight g
MW1	1	32	15	12.06	53.5	20	26.8	108	2.5	6200	0.03	Individual box	215
MW2	2	32	15	17.78	56.8	20	28.1	119	4	6200	0.03		280



### Extended point for copy turning machines



Model No.	Morse taper	D mm	d mm	d <sub>1</sub> mm	L mm	A mm	B mm	C mm	E mm	Max workpiece weight kg	Max speed r.p.m.	Max runout mm	Packaging style	Weight g
MC3	3	50	23	23.82	90	35	48	171	11	270	4200	0.008	Individual box	970
MC4	4	60	25	31.26	101	39	52	205	14	550	3800			1550
MC5	5	75	38	44.39	131	53	65	260	20	1000	3000			3200



### Reduced body diameter extended point for copy turning machines



Model No.	Morse taper	D mm	d mm	d <sub>1</sub> mm	L mm	A mm	B mm	C mm	E mm	Max workpiece weight kg	Max speed r.p.m.	Max runout mm	Packaging style	Weight g
MRC2	2	32	15	17.78	71	29	37	137	8	150	6000	0.005	Individual box	300
MRC3	3	34	15	23.82	73	30	38	151	8	300	6000			500
MRC4	4	42	20	31.26	86	36	42	190	10	700	6000			1000
MRC5	5	58	30	44.39	116	46	62	249	12	1000	4000	0.01		2500

